

FUN Webpage - Minimal Instructions

Resources

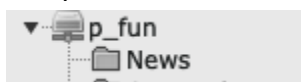
- [TYPO3 Guide ZID](#)
- [Courses on Typo3](#)
- [Backend of the FUN webpage](#)

Basic Idea

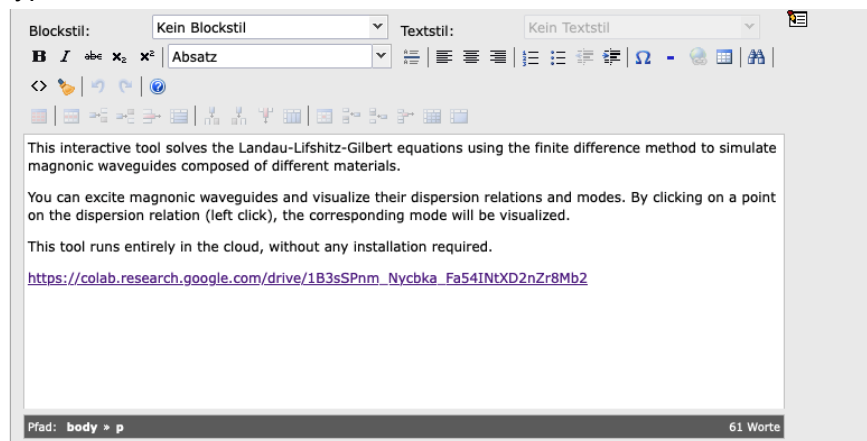
To keep a layout continuation, please use the same settings/content types used in similar instance throughout the website. You can easily copy, paste and adapt the content of the format according to your needs.

News Articles

Add picture in SQUARE format to the folder NEWS

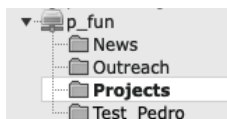


Please add text pasting without formatting (Ctrl + Shift + V) and format it in the text editor of the Typo3 Backend



New Projects

The logos for new projects are found in the folder PROJECTS



Best system to keep style:

- a) Copy an active project
- b) Past it and change the information accordingly

A FUN guide by [Pedro](#)